



### District Report Card: 2017


<b>State:</b> Rajasthan	<b>District:</b> Dausa
<b>Class:</b> 3	<b>Subject:</b> Mathematics
<b>Schools:</b> 58	<b>Students:</b> 867


### Participation/Coverage


#### Students

<div>GENDER</div> <div></div>	Boys		Girls	
	Number	%	Number	%
	395	45.56	472	54.44

<div>AREA</div> <div></div>	Rural		Urban	
	Number	%	Number	%
	840	96.89	27	3.11

<div>CATEGORY</div> <div></div>	SC		ST		OBC		GEN	
	Number	%	Number	%	Number	%	Number	%
	364	41.98	160	18.45	313	36.10	30	3.46

<div>CWSN</div> <div></div>	LD	VI	HI	S&LD	ID	Oth
	5	6	0	0	3	3

<div>Management</div> <div></div>	Government		Government-aided	
	Number	%	Number	%
	867	100.00	0	0.00

### Average Performance of Students in Mathematics (%)

Overall	Gender		Area		Management		Social Group			
	Male	Female	Rural	Urban	Govt.	Aided	SC	ST	OBC	GEN
76.32	74.85	77.56	77.02	54.81	76.32	0.00	74.19	79.33	77.17	77.33

## Performance on Learning Outcomes (LOs)

Learning Outcomes	Description	Average Performance(%)
M301	Reads and writes numbers up to 999 using place value	70.14
M302	Compares numbers up to 999 based on their place values	88.12
M303	Solves simple daily life problems using addition and subtraction of three digit numbers with and without regrouping	73.90
M304	Constructs and uses the multiplication facts (up till 10) in daily life situations	80.62
M305	Analyses and applies an appropriate number operation in the situation/ context	75.43
M306	Explains the meaning of division facts by equal grouping/sharing and finds it by repeated subtraction	77.39
M309	Identifies and makes 2D-shapes by paper folding, paper cutting on the dot grid, using straight lines etc.	86.84
M311	Fills a given region leaving no gaps using a tile of a given shape	49.41
M312	Estimates and measures length and distance using standard units like centimeters or meters & identifies relationships	43.41
M317	Reads the time correctly to the hour using a clock/watch	88.00
M318	Extends patterns in simple shapes and numbers	69.78
M319	Records data using tally marks, represents pictorially and draws conclusions	83.51

Range of Performance of Students who Answered Correctly							
Below 30%		30% - 50%		50% - 75%		Above 75%	
Number	%	Number	%	Number	%	Number	%
22	2.54	58	6.69	297	34.26	490	56.52

### Lowest Performing Learning Outcomes (LOs)

- 1 - Estimates and measures length and distance using standard units like centimeters or meters & identifies relationships (43.41)
- 2 - Fills a given region leaving no gaps using a tile of a given shape (49.41)
- 3 - Extends patterns in simple shapes and numbers (69.78)
- 4 - Reads and writes numbers up to 999 using place value (70.14)
- 5 - Solves simple daily life problems using addition and subtraction of three digit numbers with and without regrouping (73.90)